

Special remarks


<p>Panel sizes Maximum useable finished panel sizes, after all four panel edges have been trimmed off.</p>	<p>Vintago, Vintago-Reflex, Texial, Incora, Avera: Only available in 8 mm thickness.</p>	<p>Gravial: Only available in 12 mm thickness.</p>	<p>Nobilis, Terra: These 12 mm panels are only available in size 2510 x 1250 mm.</p>
<p>Maximum useable finished panel sizes, after all four panel edges have been trimmed off.</p>	<p>930 mm width panels Panels with 930 mm width are only available in selected Carat colors and require a minimum order quantity of 500 panels.</p>	<p>Because 930 mm and 1250 mm panels are produced from different production batches, it is not suggested to intermix the panels on the same facade as slight color discrepancies may exist.</p>	
<p>Panel sizes Maximum useable finished panel sizes, after all four panel edges have been trimmed off.</p>	<p>Vintago, Vintago-Reflex, Texial, Incora, Avera: Only available in 8 mm thickness.</p>	<p>Gravial: Only available in 12 mm thickness.</p>	<p>Nobilis, Terra: These 12 mm panels are only available in size 2510 x 1250 mm.</p>
<p>Maximum useable finished panel sizes, after all four panel edges have been trimmed off.</p>	<p>930 mm width panels Panels with 930 mm width are only available in selected Carat colors and require a minimum order quantity of 500 panels.</p>	<p>Because 930 mm and 1250 mm panels are produced from different production batches, it is not suggested to intermix the panels on the same facade as slight color discrepancies may exist.</p>	

General information



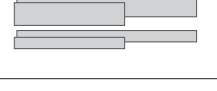




The various finishes and colors allow the unique character of the Swisspearl panels to be expressed in an almost endless diversity. The carefully chosen full-body color and color finishes, each in their own way, emphasize the unmistakable aesthetics of the material, combined material and color to form a complete building envelope.

- CARAT** Unique natural look and timeless beauty. The translucent lightly pigmented finish adds a distinguished expression.
- GRAVIAL** Unique interplay of light and shadow. The linear, geometrical grooved surface offers countless options for making a special statement.
- VINTAGO** Naturally authentic, rough, lively and unique. The sanded surface highlights the purity of the fiber cement panel.
- VINTAGO-REFLEX** Rough, lively with a shiny look. Vintago-Reflex has a sanded surface combined with a reflective surface giving a slightly rough, yet lively, shiny look.
- TEXIAL** Association between woven fabric and embossed fiber cement. The texture, fine color nuances and the authenticity of the fiber cement material create a unique look.
- INCORA** Stylishly authentic with a vivid spreading pattern. This fiber cement panel has a quality granulated marble that creates a unique and dynamic look.
- AVERA** Authentic and vibrant appearance. The transparent coating lets the original natural look of the fiber cement shine through.
- REFLEX** Shiny look with metallic character. The reflective surface coating gives the panels a sophisticated, shiny look.
- NOBILIS** Authentic fiber cement look. The translucent lightly pigmented surface highlights the fiber cement texture in its natural beauty and elegance.
- TERRA** Earthy and warm atmosphere. The finely coordinated colors are a reminiscent of earth tones and gives the building envelope an earthy, natural look.
- PLANEA** Fresh and colorful creativity. The matte and smooth finish emphasizes the clear, bright and strong colors for an overall intense appearance.

For detailed specifications please refer to our DIM (Design and Installation Manual) or contact one of our dedicated Technical Advisors.



Standard colors and sizes

		CARAT all colors available with HR-Coating or F-Coating	GRAVIAL	VINTAGO comes with a standard HR-Coating	VINTAGO - REFLEX	TEXIAL	INCORA	AVERA comes with a standard HR-Coating	REFLEX	NOBILIS all colors available with HR-Coating	TERRA	PLANEA	
		Black Opal 7021 Black Opal 7020 Black Opal 7025 Black Opal 7024 Azurite 7041 Azurite 7040 Jade 7050 Sapphire 7060 Agate 7219 Sapphire 7061 Crystal 7010 Onyx 7090 Onyx 7091 Onyx 7099 Amber 7082 Amber 7080 Sahara 7000 Sahara 7002 Sahara 7001 Topaz 7073 Topaz 7070 Topaz 7071 Coral 7032 Coral 7030 Coral 7031 Granite 624 Anthraxite 3020 Crystal 125 Ivory 3099 Ivory 3090 Amber 723 VI 061 VI 021 VI 041 VI 051 VI 100 VI 011 VI 091 VI 001 VI 071 VI 031 VIR 9000 VIR 9221 VIR 9290 TE 215 TE 216 TE 113 TE 811 TE 212 Incora IN 100 Incora IN 090 AV 060 AV 020 AV 040 AV 050 AV 100 AV 010 AV 000 AV 070 AV 030 Dark Silver 9222 Black Velvet 9221 Cobalt Blue 9241 Platinum 9020 Silver 9000 Satin White 9291 Champagne 9290 Gold 9272 Mystic Brown 9271 Autumn Leaves 9270 Crimson 9231 Amber 721 Amber 723 Granite 622 Azurite 421 Azurite 422 Jade 522 Jade 521 Granite 624 Crystal 123 Crystal 125 Crystal 122 Crystal 124 Amber 751 Amber 752 Amber 753 Amber 754 Amber 755 Amber 756 Jungle 532 Cactus 531 Iglou 932 Seashell 933 Sunrise 831 Sunset 832 Ruby 334 Crimson 333 Dragon 332 Coral 831											
⚡ Thickness													
Swisspearl Largo 	Max. useable, finished panel sizes 2510 × 1250 mm 8 mm 3050 × 1250 mm 8 mm 2510 × 1250 mm 12 mm 3050 × 1250 mm 12 mm												
	2510 × 930 mm 8 mm 3050 × 930 mm 8 mm												
Swisspearl Linearis 	Panel sizes 1500 × 147 mm 8 mm 1500 × 300 mm 8 mm 2500 × 147 mm 8 mm 2500 × 300 mm 8 mm												
Swisspearl Modula 	Panel sizes 1500 × 300 mm 8 mm 2500 × 300 mm 8 mm												
Swisspearl interior 	Max. useable, finished panel sizes 2510 × 1250 mm 8 mm 3050 × 1250 mm 8 mm 2510 × 1250 mm 12 mm 3050 × 1250 mm 12 mm												
	2510 × 930 mm 8 mm 3050 × 930 mm 8 mm												
Swisspearl the 5th facade 	Panel sizes 2510 × 1250 mm 8 mm 3050 × 1250 mm 8 mm	Black Opal 7020 R											
		Azurite 7041 R Azurite 7040 R Jade 7050 R Sapphire 7060 R Sapphire 7061 R											
		Topaz 7070 R Topaz 7071 R Coral 7032 R Coral 7031 R											

Customized colors:
Swisspearl has an unmatched competence and knowledge regarding special colors.

The printed colors may differ from the original shade of the color. To see the exact color, and when matching up colors on adjacent parts of a building, one must use the original panel samples. The natural ingredients used in the fiber cement panels will to some extent determine the unique character of the material. The intensity and color tone may vary slightly depending on the production batch.